


SEDIMENTATION BASIN

SEDIMENTATION DETENTION POND



8,500 SF



8,500 SF



30,092 SF



10,573 SF



23,518 SF



11,145 SF



17,662 SF



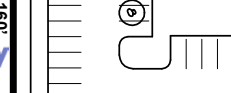
86,584 SF



20,020 SF



14,592 SF



12,905 SF

14,118 SF  
(5,154 SF AVAILABLE IMMEDIATELY)

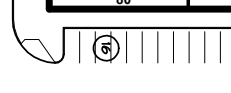
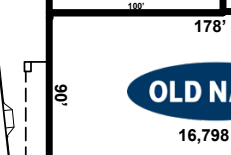
8,955 SF

5,154 SF



4,750 SF

4,750 SF AVAILABLE



47.23 ACRES



75 ON RAMP

CONTROL BUILDING

BALDWIN ROAD

MORGAN ROAD



75 OFF RAMP